

**Nagar Nigam - Roorkee**  
**Schedule B - 01 : Municipal (General Fund)**


**As On 31 March 2020**

Particulars	Balance (Rs.)
1	2
Opening Balance	482,568,715.48
Less: SBM Separately Shown in Grant Annexue	0.00
Add:	482,568,715.48
Surplus	-
Prior Period Adjustment	303,168,082.54
Total Municipal Fund	785,736,798.02



  
सहायक लेखाकार  
नगर निगम रुड़की

  
लेखाधिकारी  
नगर निगम रुड़की

  
सहायक नगर आयुक्त  
नगर निगम, रुड़की

  
नगर आयुक्त  
नगर निगम, रुड़की

**Nagar Nigam - Roorkee**  
**Schedule B - 02 : Grants & Contribution for Specific Purposes**  
**As On 31 March 2020**

Particulars	Code No.	Grants from State Government		Others		
		Avaesthapna Vikas Nidhi	PMAY	NULM	SBM	AMRUT
Opening Balance	Opening Balance	9,800,207.00	1,575,250.00	535,205.00	9,264,902.00	9,662,132.00
	Interest Received	-	77,524.00	242,358.00	563,993.00	2,433,936.00
Total Opening Balance		9,800,207.00	1,652,774.00	777,563.00	9,828,895.00	12,096,068.00
Receipts During the year		-	15,000.00	3,776,094.00	12,902,123.00	-
Interest Receipts During the year		380,009.00	31,872.00	45,259.00	627,460.00	459,842.00
Utilized/Trf. During the year		-	1,320,000.00	450,000.00	2,760,100.00	797,980.00
Closing Balance		10,180,216.00	379,646.00	4,148,916.00	20,598,378.00	11,757,930.00
Interest Received		380,009.00	31,872.00	45,259.00	627,460.00	459,842.00
Closing Balance		9,800,207.00	347,774.00	4,103,657.00	19,970,918.00	11,298,088.00



*[Signature]*  
 सहायक लेखाकार  
 नगर निगम रुड़की

*[Signature]*  
 लेखाधिकारी  
 नगर निगम, रुड़की

*[Signature]*  
 सहायक नगर आयुक्त  
 नगर निगम, रुड़की

*[Signature]*  
 नगर आयुक्त  
 नगर निगम, रुड़की

**Nagar Nigam - Roorkee**  
**Schedule B - 03 : Unsecured Loans**  
**As On 31 March 2020**

Particulars	Current Year Amount (Rs.)
1	2
Loans from Central Government	0.00
Loans from State Government	0.00
Loans from Govt. bodies & Associations	0.00
Loans from International agencies	0.00
Loans from banks & other financial institutions	0.00
Other Term Loans	0.00
Bonds & Debentures	0.00
Other loans	0.00
<b>Total Secured Loans</b>	<b>0.00</b>



*[Signature]*  
 सहायक लेखाकार  
 नगर निगम रुड़की

*[Signature]*  
 लेखाधिकारी  
 नगर निगम, रुड़की

*[Signature]*  
 सहायक नगर आयुक्त  
 नगर निगम, रुड़की

*[Signature]*  
 नगर आयुक्त  
 नगर निगम, रुड़की


Nagar Nigam - Roorkee


Schedule B - 04: Other Liabilities (Sundry Creditors)


As On 31 March 2020


Particulars	Current Year Amount (Rs.)
1	2
Creditors (As Per Annexure - II Sundry Creditors)	0.00
Employee Liabilities (As Per Annexure - I Advance from Staff)	0.00
Interst Accrued and Due	0.00
Recoveries Payable	0.00
Government Dues Payable	0.00
Securities Payable	4,950,000.00
Advance Collection Of Revenues	6,566.00
Others-Expenses Payable	1,723,844.00
<b>Total Other Liabilities (Sundry Creditors)</b>	<b>6,680,410.00</b>



  
सहायक लेखाकार  
नगर निगम रुड़की

  
लेखाधिकारी  
नगर निगम, रुड़की

  
सहायक नगर आयुक्त  
नगर निगम, रुड़की

  
नगर आयुक्त  
नगर निगम, रुड़की



**Nagar Nigam - Roorkee**  
**Schedule B - 05: Fixed Assets**  
**(As per Annexure - "A" - Fixed Assets)**  
**As On 31 March 2020**

Particulars	Gross Block Cost at the end of the year	Accumulated Depreciation Total at the end of the year	Net Block at the end of the year
1	2	3	4
Land	64,163,911.75	-	64,163,911.75
Buildings	1,647,689.00	82,384.45	1,565,304.55
<b>Statues and Heritage assets</b>	-	-	-
Statues and valuable works of art and Heritage Buildings	-	-	-
<b>Infrastructure Assets</b>	-	-	-
Parks and Playgrounds	840,765.00	42,038.25	798,726.75
Roads and Bridges	47,318,507.00	4,731,850.70	42,586,656.30
Toilet	919,127.00	91,912.70	827,214.30
Water ways	19,358,801.00	1,935,880.10	17,422,920.90
Public Lighting	-	-	-
<b>Other Assets</b>	-	-	-
Computer & Pheripherals	1,181,683.85	472,673.54	709,010.31
Street Light & Electrical Equipment	40,172,227.01	4,017,222.70	36,155,004.31
Sanitary & Hardware	8,703,387.82	870,338.78	7,833,049.04
Plant & Manchinery	5,762,125.79	864,318.87	4,897,806.92
Electric goods	273,742.23	41,061.33	232,680.89
Fire Extingisher	14,186.98	2,128.05	12,058.93
Furniture & Fixture	1,065,736.47	106,573.65	959,162.82
Vehicle	12,148,558.04	1,822,283.71	10,326,274.33
Mobile	5,617.36	842.60	4,774.76
Safai Equipments	3,936,126.20	393,612.62	3,542,513.58
<b>Total</b>	<b>207,512,192.48</b>	<b>15,475,122.05</b>	<b>192,037,070.44</b>
Capital Work-in-progress	-	-	-



*[Signature]*  
 सहायक लेखाकार  
 नगर निगम रुड़की

*[Signature]*  
 लेखाधिकारी  
 नगर निगम, रुड़की

*[Signature]*  
 सहायक नगर आयुक्त  
 नगर निगम, रुड़की

*[Signature]*  
 नगर आयुक्त  
 नगर निगम, रुड़की

**Nagar Nigam - Roorkee**  
**Schedule B - 06: Sundry Debtors (Receivables)**  
**As On 31 March 2020**

Particulars	Gross Amount (Rs.)	Provision for Outstanding Revenues (Rs.)	Net Amount (Rs.)
1	2	3	4
<u>Receivable for Property Taxes</u>			
Less than 3 years*	-	35,801,906.19	35,801,906.19
3 years to 5 years*	-	-	-
5 years to 10 years*	-	-	-
10 years to 15 years*	-	-	-
More than 15 years*	-	-	-
Sub Total	-	35,801,906.19	35,801,906.19
Net Receivables of Property Taxes			
<u>Receivables of Hawking Fees</u>			
Less than 3 years*	-	-	-
3 years to 5 years*	-	-	-
5 years to 10 years*	-	-	-
10 years to 15 years*	-	-	-
More than 15 years*	-	-	-
Sub Total	-	-	-
Net Receivables of Hawking Fees			
<u>Receivables for Rent</u>			
Less than 3 years*	-	2,701,860.40	2,701,860.40
3 years to 5 years*	-	-	-
5 years to 10 years*	-	151,775.00	151,775.00
10 years to 15 years*	-	-	-
More than 15 years*	-	83,229,531.00	83,229,531.00
Sub Total	-	86,083,166.40	86,083,166.40
<u>Receivables from Rent</u>			
Less than 3 years*	-	-	-
3 years to 5 years*	-	-	-
5 years to 10 years*	-	-	-
10 years to 15 years*	-	-	-
More than 15 years*	-	-	-
Sub Total	-	-	-
Receivables from Government			
Total of Sundry Debtors (Receivables)	-	121,885,072.59	121,885,072.59



*[Signature]*  
सहायक लेखाकार  
नगर निगम रुड़की

*[Signature]*  
लेखाधिकारी  
नगर निगम, रुड़की

*[Signature]*  
सहायक नगर आयुक्त  
नगर निगम, रुड़की

*[Signature]*  
नगर आयुक्त  
नगर निगम, रुड़की



**Nagar Nigam - Roorkee**  
**Schedule B - 07: Cash and bank Balances**  
**(As Per Annexure - B of Bank & Cash Balances)**  
**As On 31 March 2020**

Particulars	Current Year Amount (Rs)
1	2
<b>Cash In Hand</b>	-
<b>Balance with Bank Municipal Funds</b>	
Nationalised Banks	52,090,451.00
Other Scheduled banks	0.00
Scheduled Co-operative Banks	0.00
Post Office	0.00
Treasury	0.00
<b>Sub Total</b>	<b>430,082,389.00</b>
<b>Balance with Bank-Special Funds</b>	<b>482,172,840.00</b>
Nationalised Banks	0.00
Other Scheduled banks	0.00
Scheduled Co-operative Banks	0.00
Post Office	0.00
Treasury	0.00
<b>Sub Total</b>	<b>0.00</b>
<b>Balance with Bank-Grant funds</b>	
Nationalised Banks	36,884,870.00
Other Scheduled banks	0.00
Scheduled Co-operative Banks	0.00
Post Office	0.00
Treasury	0.00
<b>Sub Total</b>	<b>0.00</b>
<b>Total Cash and bank Balances</b>	<b>36,884,870.00</b>
	<b>519,057,710.00</b>



*[Signature]*  
 सहायक लेखाकार  
 नगर निगम रुड़की

*[Signature]*  
 लेखाधिकारी  
 नगर निगम, रुड़की

*[Signature]*  
 सहायक नगर आयुक्त  
 नगर निगम, रुड़की

*[Signature]*  
 नगर आयुक्त  
 नगर निगम, रुड़की

**Nagar Nigam - Roorkee**  
**Schedule B - 8: Loans, advances and deposits**


**As On 31 March 2020**


Particulars	Balance outstanding at the end of the year (Rs)
1	2
Loans and advances to employess	0.00
Income of Previous Years	0.00
Advances to Supplier and Contractors	0.00
Advance to Others	0.00
Deposits/FDR's with Supplier and Contractor	4,950,000.00
Other Current Assets-Telephone Security	7999.00
Sub Total	4,957,999.00
Total Loans advances and deposits	4,957,999.00



  
सहायक लेखाकार  
नगर निगम रुड़की

  
लेखाधिकारी  
नगर निगम, रुड़की

  
सहायक नगर आयुक्त  
नगर निगम, रुड़की

  
नगर आयुक्त  
नगर निगम, रुड़की



Particulars	Nagar Nigam Roorkee - (from 1-Apr-2019)			
	1-Apr-2019 to 31-Mar-2020			
	Opening Balance	Transactions		Closing Balance
Debit		Credit		
<b>Capital Account</b>	<b>516724222.48 Cr</b>	5328080.00	312300462.62	<b>823696605.10 Cr</b>
Grant-AMRUT	12096068.00 Cr	797980.00	459842.00	11757930.00 Cr
GRANT-NULM	777563.00 Cr	450000.00	3821353.00	4148916.00 Cr
GRANT-PMAY	1652774.00 Cr	1320000.00	46872.00	379646.00 Cr
GRANT-SBM	9828895.00 Cr	2760100.00	13529583.00	20598378.00 Cr
Grant- Avasthapna	9800207.00 Cr		380009.00	10180216.00 Cr
Municipal General Fund	482568715.48 Cr		294062803.62	776631519.10 Cr
<b>Current Liabilities</b>			6680410.00	<b>6680410.00 Cr</b>
Advance Rent			6566.00	6566.00 Cr
Expenses Payable			1723844.00	1723844.00 Cr
Security Payable			4950000.00	4950000.00 Cr
<b>Fixed Assets</b>	<b>117831895.48 Dr</b>	89680297.00	15475122.05	<b>192037070.43 Dr</b>
Buiding Construction		1647689.00	82384.45	1565304.55 Dr
CC Road		47318507.00	4731850.70	42586656.30 Dr
Computer & Other Equipments	352275.85 Dr	829408.00	472673.54	709010.31 Dr
Drain		19358801.00	1935880.10	17422920.90 Dr
Electric Equipments Purchase	32099573.01 Dr	8072654.00	4017222.70	36155004.31 Dr
Electric Goods	273742.21 Dr		41061.33	232680.88 Dr
Fire Extinguishers	14186.98 Dr		2128.05	12058.93 Dr
Furniture	1054036.47 Dr	11700.00	106573.65	959162.82 Dr
Kitchen & Equipments	25.20 Dr		2.52	22.68 Dr
Land	64163911.75 Dr			64163911.75 Dr
Mobile Phone	5617.36 Dr		842.60	4774.76 Dr
Park		840765.00	42038.25	798726.75 Dr
Plant & Machinery	5762125.79 Dr		864318.87	4897806.92 Dr
Safai Equipments Purchase		3936101.00	393610.10	3542490.90 Dr
Sanitary & Hardware	1957842.82 Dr	6745545.00	870338.78	7833049.04 Dr
Toilet		919127.00	91912.70	827214.30 Dr
Vehicle	12148558.04 Dr		1822283.71	10326274.33 Dr
<b>Investments</b>		4950000.00		<b>4950000.00 Dr</b>
FDR's		4950000.00		4950000.00 Dr
<b>Current Assets</b>	<b>398892327.00 Dr</b>	783415660.67	548918043.00	<b>633389944.67 Dr</b>
Loans & Advances (Asset)	7999.00 Dr			7999.00 Dr
Bank Accounts	398884328.00 Dr	669091426.00	548918043.00	519057711.00 Dr
House Tax Receivables		28241068.27		28241068.27 Dr
Outstanding Rent		86083166.40		86083166.40 Dr
<b>Indirect Incomes</b>		6566.00	555225408.67	<b>555218842.67 Cr</b>
Advertisement Fees			3208279.00	3208279.00 Cr
Contract Fees			460515.00	460515.00 Cr
Dead Animal			104500.00	104500.00 Cr
Death Birth Certificate			27924.00	27924.00 Cr
Form Fees			8180.00	8180.00 Cr
Grant -14th Finance			124224600.00	124224600.00 Cr
Grant-Kaward Mela			1100000.00	1100000.00 Cr
Grant- SFC			267021000.00	267021000.00 Cr



सहायक लेखाकार  
नगर निगम रुड़की

लेखाधिकारी  
नगर निगम, रुड़की

सहायक नगर आयुक्त  
नगर निगम, रुड़की

नगर आयुक्त  
नगर निगम, रुड़की

Handpump Income		6280.00	6280.00 Cr
House Tax		51834243.27	51834243.27 Cr
Income From Plot		216800.00	216800.00 Cr
Insurance Amount		210504.00	210504.00 Cr
Interest		1341304.00	1341304.00 Cr
License Fees		296000.00	296000.00 Cr
Map Fees		382000.00	382000.00 Cr
Misc. Income		6892426.00	6892426.00 Cr
Mutation Fees (Name Change)		2170122.00	2170122.00 Cr
Nakal Fees		159144.00	159144.00 Cr
NOC		387000.00	387000.00 Cr
Penalty		80095.00	80095.00 Cr
Penalty- Atikarman		11200.00	11200.00 Cr
Penalty-Polythene		258150.00	258150.00 Cr
Premium Income		1281200.00	1281200.00 Cr
Receipts for Fire Wood		32000.00	32000.00 Cr
Rent	6566.00	87800856.40	87794290.40 Cr
Reservation Fees		58400.00	58400.00 Cr
Road Cutting		1011481.00	1011481.00 Cr
RTI		166.00	166.00 Cr
Siverage/ Sale of Crop		233947.00	233947.00 Cr
Surcharge (Income)		640078.00	640078.00 Cr
Tehbazari		2463014.00	2463014.00 Cr
Tender Fees		1012840.00	1012840.00 Cr
Tender GST Expenses		183560.00	183560.00 Cr
Wastage Fees		107600.00	107600.00 Cr


**Indirect Expenses**

261156039.05


**261156039.05 Dr**


Advertisement Expenses	2934804.00	2934804.00 Dr
Building-R/M	2923883.00	2923883.00 Dr
CC Road- Repair	6974192.00	6974192.00 Dr
Depreciation on Assets	15475122.05	15475122.05 Dr
Expenses Related to Swachh Bharat Misssion	235820.00	235820.00 Dr
Insurance Expenses	60037.00	60037.00 Dr
Legal Expenses	1351368.00	1351368.00 Dr
Medical Compensation	70084.00	70084.00 Dr
Misc. Expenses	6782013.00	6782013.00 Dr
National Festival Expenses	114190.00	114190.00 Dr
Park Const. -Repair	571186.00	571186.00 Dr
Pension Contribution/ Gratuity	40608389.00	40608389.00 Dr
Postage	10606.00	10606.00 Dr
Printing & Stationery	519060.00	519060.00 Dr
R/M- Computer & Other Equipments	94771.00	94771.00 Dr
R/M- Diesel of Vehicle	8183599.00	8183599.00 Dr
R/M-Drain	2797270.00	2797270.00 Dr
R/M-Street Light	19308.00	19308.00 Dr
R/M- Vehicle	2102554.00	2102554.00 Dr
Salary- Contract Workers	41423527.00	41423527.00 Dr
Salary-Environment Parivekshak	67097896.00	67097896.00 Dr
Salary- General Admin	16525633.00	16525633.00 Dr



  
 सहायक लेखाकार  
 नगर निगम रुड़की

  
 लेखाधिकारी  
 नगर निगम, रुड़की

  
 सहायक नगर आयुक्त  
 नगर निगम, रुड़की

  
 नगर आयुक्त  
 नगर निगम, रुड़की

Salary-Health Dept	2096829.00	2096829.00 Dr
Salary- House Tax	6887595.00	6887595.00 Dr
Salary- Library	413211.00	413211.00 Dr
Salary- Light Arangement	456929.00	456929.00 Dr
Salary- Public Const.	3909055.00	3909055.00 Dr
Salary- Swachhta Samiti	29953475.00	29953475.00 Dr
Store Health Dept- Med, Phynal, Lime Etc	468323.00	468323.00 Dr
Telephone Expenses	24780.00	24780.00 Dr
Tender GST	70530.00	70530.00 Dr
Profit & Loss A/c	294062803.62	294062803.62 Dr
<b>Grand Total</b>	<b>1438599446.34</b>	<b>1438599446.34</b>



*[Signature]*  
सहायक लेखाकार  
नगर निगम रुड़की

*[Signature]*  
लेखाधिकारी  
नगर निगम, रुड़की

*[Signature]*  
सहायक नगर आयुक्त  
नगर निगम, रुड़की

*[Signature]*  
नगर आयुक्त  
नगर निगम, रुड़की



**बैंक समाधान विवरण**

नगर निगम रुड़की, जनपद-हरिद्वार के पास दिनांक 31.03.2020 को समस्त बैंक खातों की पास बुकों एवं PLA खाते के अनुसार उपलब्ध धनराशि का विवरण (निधियों पर अर्जित ब्याज सहित)

S.No	Name of Bank	Account No.	Balance as on 31.03.2020
1	UNION Bank	BORAD FUND ..344002010002512	2,823,672.00
2	CENTRAL	BOARD FUND ..3036408870	275,926.00
3	IDBI	BOARD FUND ..206104000014483	154,427.00
4	IDBI	MLA FUND ..206104000034681	30,261.00
5	ALLAHABAD	BOARD FUND ..2017881153-1	79,132.00
6	ALLAHABAD	KUMBH ..500118825454	16,947.00
7	PNB	REVALVING FUND ..924000100158233	684,912.00
8	HDFC	BFUND ..50100141423378	2,242,706.00
9	BOB	M.P. FUND ..9120100022753	45,974.00
10	BOB	M.P. FUND ..9120100011066	24,563.00
11	BOB	AVASTHAPANA VIKAS NIDHI ..9120100017646	53,863.00
12	BOB	AVASTHAPANA VIKAS NIDHI ..9120100012695	286,984.00
13	BOB	GARIBABI UNMULAN NIDHI ..09120100011097	204,217.00
14	BOB	BOARD FUND ..9120100020119	23,813.00
15	AXIS	BOARD FUND ..249010100133784	7,426,530.00
16	HDFC	ROAD CUTTING ..50100183150971	6,416,835.00
17	AXIS	AVASTHAPANA VIKAS NIDHI ..918010053756087	10,180,216.00
18	BANK OF INDIA	sarv Bhom ..721110110001190	475,799.00
19	NANITAL	SJSRY 2002427	21,664.00
20	PNB (CIVIL LINES)	Fari Niti ..924000109233799	197,769.00
21	PLA	SFC 8448-00-102	234,854,052.00
22	PLA	14FC 8448-00-102	195,384,901.00
23	ZILA SAHKARI BANK	BOARD FUND 000134004100002	6,922,603.00
24	SBI Bank	Board fund ..110072116445	18,090,314.00
25	Amrit	AXIS BANK ..916010035662652	11,757,930.00
26	Swatch Bahrat mission	AXIS BANK ..916010067816881	20,598,378.00
27	NULM	HDFC ..50100067502351	4,148,916.00
28	PMSRY	AXIS BANK ..916010067816784	379,646.00
<b>Balance as per Bank</b>			<b>523,802,950.00</b>

Balance as per Cash Book

519,057,710.00

	<b>Cancelled cheque (+)</b>	
AXIS BANK A/C-33784	3,050,253.74	
HDFC A/C-50971	345,586.00	
STATE BANK OF INDIA A/C-11007216445	1,094,398.00	
ZILA SAHKARI BANK A/C-4100002	90,671.00	
SFC	156,564.00	
BOI A/C-11066	24,563.00	4,762,035.74
Interest not taken in Cash Book (+)		126,214.00
	<b>(A)</b>	<b>523,945,959.74</b>

Cash taken in Cash book but not deposited in Bank (-) & Chq not taken in Cash book for Payment(-)

UNION BANK OF INDIA A/C-344002010002512	77,839.81
ZILA SAHKARI BANK A/C-4100002	500.00
AXIS BANK A/C-33784	62,064.24
Bank Charges	2,605.69

**(B)**

**143,009.74**

**Total (A)-(B)**

**523,802,950.00**

Difference

सहायक लेखाकार  
नगर निगम रुड़की

लेखाधिकारी  
नगर निगम, रुड़की



सहायक नगर आयुक्त  
नगर निगम, रुड़की

नगर आयुक्त  
नगर निगम, रुड़की



Nagar Nigam - Roorkee  
Annexure - D of Bank & Cash Balances to Annexure B - 07

S. No.	Particulars	Amount
<b>Balance With Bank Muncipal Funds</b>		
1	Allahabad Bank A/c-1153-1	77,768.00
2	Axis Bank A/c-33784	4,438,340.99
3	Axis Bank A/c-756087 Avaesthapna Vikas Nidhi	10,180,216.00
4	BOB A/c-11097	200,913.52
5	BOB A/c-20119	23,428.95
6	BOB A/c-2753	45,230.00
7	BOB A/c-2965	282,341.00
8	BOB A/c-7646	52,844.00
9	Central Bank A/c-8870	271,173.00
10	HDFC Board Funf A/c-3378	2,242,705.00
11	Hdfc Road Cutting A/c -50971	6,007,199.00
12	IDBI A/c-4483	151,767.62
13	IDBI A/c-4681	29,739.00
14	Nainital Bank Ltd A/c-2427	21,286.00
15	PNB Feri Niti A/c-3799	192,811.36
16	PNB Revalving Fund A/c-158233	655,611.00
17	SBI A/c-6445	16,998,518.81
18	BOI A/c-1190	467,958.00
19	Allahabad Bank A/c-825454	16,655.00
20	Union Bank A/c-2512	2,901,512.75
21	Zila Sahkari Bank A/c-4100002	6,832,432.00
<b>A</b>		<b>52,090,451.00</b>
<b>Balance With Bank Muncipal Funds-Treasury Funds</b>		
1	SFC PLA Code-804201	234,697,488.00
2	TFC PLA Code-804202	195,384,901.00
<b>B</b>		<b>430,082,389.00</b>
<b>A+B</b>		<b>482,172,840.00</b>
<b>Balance With Grant Funds</b>		
1	Axis Bank A/c-816784 PMAY	379,646.00
2	Axis Bank A/c-662652 AMRUT	11,757,930.00
3	Axis Bank A/c-7816881 Swach Bharat Mission	20,598,378.00
4	HDFC A/c-502351 NULM	4,148,916.00
		<b>36,884,870.00</b>
<b>Total</b>		<b>519,067,710.00</b>



सहायक लेखाकार  
नगर निगम रुड़की

लेखाधिकारी  
नगर निगम, रुड़की

सहायक नगर आयुक्त  
नगर निगम, रुड़की

नगर आयुक्त  
नगर निगम, रुड़की