SACHIN AGARWAL & COMPANY

CHARTERED ACCOUNTANTS
72 ADARSH NAGAR, NEAR ST. JOHN'S SCHOOL
IIT ROAD, ROORKEE-247667
Email id: casachinrke@gmail.com Mobile No. 9837483272

Report

On the basis of the records provided to us by the Nagar Nigam Roorkee, we have compiled the balance sheet of Nagar Nigam, Roorkee as at 31st March 2022 and the related income expenditure account.

We informed that the Nagar Nigam is responsible for

1. Completeness and accuracy of the underlying data and complete disclosure of all material and relevant information to the accountant:
2. Maintaining adequate accounting and other records and internal control and selecting and applying appropriate accounting policy:
3. Preparing and presentation of records in according with the applicable law and regulation if any:
4. Establishing controls for ensuring that the activities of the entity are carried out in accordance with applicable laws and regulations and preventing and detecting any non compliance:
5. The figures of Income Expenditure as shown in the financial statement are subject to the conciliation and confirmation.

In our compilation and to the best of our information and according to the explanation given to us we have prepared the books of account on double entry system in accordance with guidance for preparation of balance sheet and approved by the government of Uttarakhand and compiled:-

1. In the case of the balance sheet of the state of affairs of Nagar Nigam as at 31st March 2022 and
2. In the case of the income expenditure account of the income and expenditure for the year ended on that on that date.

FOR SACHIN AGARWAL & COMPANY
CHARTERED ACCOUNTANTS

PLACE: ROORKEE

SACHIN AGARWAL & CO. * ROORKEE M No 426821 * CHARTERED ACCOUNTANTS

CA. SACHIN AGARWAL
PROPRIETOR
M. No.-426821

Scanned with OKEN Scanner

Financial Statement

for the Year

Ended 31.03.2022

NAGAR NIGAM

ROORKEE

Prepared By:

SACHIN AGARWAL

(Chartered Accountant)

72 ADARSH NAGAR, ROORKEE

Scanned with OKEN Scanner

Nagar Nigam Roorkee

Balance Sheet

As On 31st March, 2022

Code No		Sch. No	Amount As On 31.03.2022		Amount As On 31.03.2021	
	SOURCES OF FUNDS					
	Reserves & Surplus					
3-10	Municipal (General) Fund	B - 01	939,901,537	939,901,537	924,593,169	924,593,169
3-11	Earmarked Funds	B - 02	-	-	-	-
3-12	Reserves	B - 03	-	-	-	-
3-20	Grants, Contributions for specific purposes Loans	B - 04	16,333,657	16,333,657	42,774,173	42,774,173
3-30	Secured Loans	B - 05	-	-	-	-
3-31	Unsecured Loans	B - 06	-	-	-	-
				956,235,195		967,367,342

Nagar Nigam Roorkee

Balance Sheet

As On 31st March, 2022

Code No		Sch. No	Amount As On 31.03.2022		Amount As On 31.03.2021	
	APPLICATION OF FUNDS					
4-10	**Fixed Assets including Statues & Heritage Assets**	B - 11				
	Gross Block		468,916,193		312,906,828	
4-11	Less: Depreciation		94,422,566		45,005,257	
	Net Block			374,493,627		267,901,571
4-12	Capital Work In Progress		-		-	-
	Investments					
4-20	Investment - General Fund	B - 12	-		-	
4-21	Investment - Other Funds	B - 13	-		-	
	Working Capital Current Assets, Loans and Advances					
4-30	Stock In Hand (Inventories)	B - 14	1,775,667		406,561	
	Sundry Debtors (Receivables)	B - 15	223,245,303		223,245,303	
4-31	Gross Amount Outstanding			225,020,970	-	223,651,864
4-32	Less : Accumulated provision against bad & doubtful receivables					
4-40	Prepaid Expenses	B - 16	-		-	
4-50	Cash and Bank Balances	B - 17	381,723,780		490,019,866	
4-60	Loans, Advances and Deposits	B - 18	4,957,999	386,681,779	4,957,999	494,977,865
	Suspense					
	Less: Current Liabilities & Provisions					
3-40	Deposits Received	B - 07	-		-	
3-41	Deposit Works	B - 08	-		-	
3-50	Other Liabilities (Sundry Creditors)	B - 09	29,961,182		19,163,958	
3-60	Provisions	B - 10		29,961,182	-	19,163,958
4-70	**Other Assets**	B - 19		-		-
4-80	**Miscellaneous expenditure (To the extent not written off)**	B - 20		-		-
	Capital Deficit			-		-
				956,235,195		**967,367,342**

SACHIN AGARWAL & Co. ROORKEE M No 429821 CHARTERED ACCOUNTANTS

सहायक लेखाकार
नगर निगम रुड़की

वरिष्ठ वित्त अधिकारी
नगर निगम रुड़की

नगर आयुक्त
नगर निगम रुड़की

Scanned with OKEN Scanner

Nagar Nigam Roorkee

Income & Expenditure Statement for the period

As On 31st March, 2022

	Particulars	Sch. No.	Amount As On 31.03.2022	Amount As On 31.03.2021
	1	2	3	4
1-10	Tax Revenue (Schedule - I- 1)	I-1	37,294,207	39,412,903.00
1-20	Assigned Revenues & compensation	I-2	-	-
1-30	Rental Income From Municipal Properties (Schedule I - 3)	I-3	6,094,726	14,503,664.00
1-40	Fees & User Charges (Schedule I-4)	I-4	3,700,166	8,300,204
1-50	Sale & Hire Charges	I-5	-	
1-60	Revenue Grants, Contributions & Subsidies (Schedule I - 6)	I-6	346,568,328	415,541,126
1-70	Income From Investments	I-7	-	
1-71	Interest Earned (Schedule I - 8)	I-8	3,468,843	1,029,262
1-80	Other Income (Schedule - I - 9)	I-9	19,565,164	22,349,622
	Total Income- A (In Rs.)		**416,691,434**	**501,136,781**
	EXPENDITURE			
2-10	Establishment Expenses (Schedule I - 10)	I-10	222,015,110	221,345,336
2-20	Administrative Expenses (Schedule I - 11)	I - 11	4,522,823	5,583,793
2-30	Operations & Maintenance (Schedule - I - 12)	I-12	52,841,385	87,747,061
2-40	Interest & Finance Expenses (Schedule - I - 13)	I-13	-	3,602
2-50	Programme Expenses (Schedule I -14)	I-14	300,567	167,701
2-60	Revenue Grants, Contributions & Subsidies	I-15	-	-
2-70	Provisions & Write Off	I-16	-	-
2-71	Miscellaneous Expenses (Schedule I -17)	I-17	66,150,667	19,627,900
2-72	Depreciation		49,417,309	28,764,590
	Change In inventory		(1,369,106)	(406,561)
	Total Expenditure- B (In Rs.)		**393,878,755**	**362,833,421**
	Gross Surplus/ (Deficit) of income over expenditure before Prior Period Items		22,812,679	138,303,360
2-80	**Add:** Prior period item (Net)	I-18	-	
	Gross Surplus/ (Deficit) of income over expenditure before Prior Period Items		22,812,679	138,303,360
2-90	**Less: Transfer to Reserve Funds**			
	NET Balance being surplus/ (deficit) transferred to Municipal Fund Total		**22,812,679**	**138,303,360**

ROORKEE M No 426921

सहायक लेखाकार
नगर निगम रुड़की

वरिष्ठ वित्त अधिकारी
नगर निगम रुड़की

नगर आयुक्त
नगर निगम रुड़की

Scanned with OKEN Scanner

Nagar Nigam Roorkee

Schedule B - 01 : Municipal (General Fund) [Code No. 310]

As On 31st March, 2022

Code No.	Particulars	Opening Balance as per the last account (Rs.)	Additions during the year (Rs.)	Total (Rs.)	Deductions during the Year (Rs.)	Balance at the end of Current Year (Rs.)
	1	2	3	4	5	6
310-10	Municipal Funds	436,534,049	-	436,534,049	-	436,534,049
	Municipal General Fund Adjustment A/c	-	-	-	7,504,311	(7,504,311)
310-90	Excess of Income & Expenditure	488,059,120	22,812,679	510,871,798	-	510,871,798
	Total Municipal Fund	924,593,169	22,812,679	947,405,848	7,504,311	939,901,537



Scanned with OKEN Scanner

Nagar Nigam Roorkee

Schedule Earmarked Funds - Special Funds / Sinking Fund / Trust or Agency Fund

As On 31st March 2022

Particulars	Special Fund 1	Special Fund 2	Special Fund 3	Special Fund 4	Special Fund 5	Special Fund 6	Special Fund 7
Code No.							
Opening Balance **) Additions to the Special Fund** transfer from Municipal Fund i) Interest/ Dividend earned on Special Fund Investments (iii) Profit on Disposal of Special Fund Investments (iv) Appreciation in value of Specila Fund Investments (v) other addition (Specify nature)	-	-	-	-	-	-	-
Total (b)						-	-
Total (a+b)							-
© Payment out of Funds **(i) Capital expenditure on** Fixed Assets Others	-	-	-	-	-	-	-
Sub - Total							
(ii) Revenue Expenditure on Salary , Wages and allowances etc. Rent Other Administrative Charges	-	-	-	-	-	-	-
Sub - Total							
(iii) Other: Loss on disposal of Special fund Investments Diminution in value of special fund Investment Transferred to Municipal fund	-	-	-	-	-	-	-
Sub - Total	-	-	-	-	-	-	-
Total of (i+ii+iii) ©	-	-	-	-	-	-	-
Net Balance at the year end	-	-	-	-	-	-	-
Grand Total of Special Funds	-	-	-	-	-	-	-
Net Balance at the year end	-	-	-	-	-	-	-

SACHIN AGARWAL & Co. ROORKEE M.No. CHARTERED ACCOUNTANTS

Scanned with OKEN Scanner

Nagar Nigam Roorkee

Schedule : Draft Reserves [Code No. 312]

As On 31st March 2022

No.	Particulars	Opening Balance (Rs.)	Additions during the Year (Rs.)	Total (Rs.)	Deductions during the Year (Rs.)	Balance at the end of the current year (Rs.)
	1	2	3	4	5	6
-10	Capital Contribution					
-11	Capital Reserve	-	-	-		-
2-20	Borrowing Redemption Reserve					
12-30	Special Funds (Utilised)					
312-40	Statutory Reserve					
312-50	General Reserve					
312-60	Revaluation Reserve					
	Total Reserve Funds	-	-			-

SACHIN AGARWAL & Co. ROORKEE M No [illegible] CHARTERED ACCOUNTANTS

Scanned with OKEN Scanner

Nagar Nigam Roorkee

Schedule B - 04 : Grants & Contribution for Specific Purposes

As On 31st March 2022

Particulars	SBM Grant	PMAY Grant	NULM Grant	Amrut Grant	PM Swanidhi Yojna	ABC Campus	Compactor	Goshadhan	Atal mission yojna (Price Money)	AVN Yojna Grant
SL. NO.	1	2	3	4	7	8	9	10	11	13
a) Opening Balance	14,648,542	2,192,847	3,506,043	7,406,586	-	2,163,200	432,640	2,402,816	983,190	9,038,309
b) Opening Interest	-	-	-	-	-	-	-	-	-	-
(a+b) Opening Balance	14,648,542	2,192,847	3,506,043	7,406,586	-	2,163,200	432,640	2,402,816	983,190	9,038,309
(c)Additions to the Grants (i) Grants Received during the Year	11,703,564	4,864,492	5,997,550	4,699,379	-	-	-	-	-	-
(iii) Interest on grant	234,663	31,109	63,079	98,965	-	-	-	-	-	-
(iv) Profit on disposal of Grant Investment (v) Appreciation in value of Grant Investments (vi) Other addition (Specify nature)	-	-	-	-	500,000	-	-	-	-	-
Tota (c)	11,938,227	4,895,601	6,060,629	4,798,344	500,000	-	-	-	-	-
Total (a+b+c)	26,586,769	7,088,448	9,566,672	12,204,930	500,000	2,163,200	432,640	2,402,816	983,190	9,038,309
(d) Payments Out of funds (I) Capital Expenditure on Fixed Assets Others	3,422,052	1,734,750	-	-	-	-	-	-	-	-
Sub- Total	-	-	-	-	-	-	-	-	-	-
(II) Revenue Expenditure on Salary , Wages and Aallowances Etc. Rent Other administration Charges	-	-	451,500	2,624,545	-	-	-	-	-	-
Sub- Total	-	-	-	-	-	-	-	-	-	-

SACHIN AGARWAL ROORKEE

Scanned with OKEN Scanner

(iii) Other : Loss On disposal of Grant Investments Diminutuion in value of grant Investments Grants Refunded	23,033,978	5,338,960	8,491,450	9,536,082	-	-	-	-	-	
Sub- Total	-	-	-	-	-	-	-	-	-	-
Total © [i+ii+iii]	26,456,030	7,073,710	8,942,950	12,160,627	-	-	-	-	-	-
Closing Balance	26,352,106	7,057,339	9,503,593	12,105,965	500,000	2,163,200	432,640	2,402,816	983,190	9,038,309
Interest on grant	234,663	31,109	63,079	98,965	-	-	-	-	-	-
Total Closing Balance	**130,739**	**14,738**	**623,722**	**44,303**	**500,000**	**2,163,200**	**432,640**	**2,402,816**	**983,190**	**9,038,309**



Scanned with OKEN Scanner

Nagar Nigam Roorkee

Schedule: Secured Loans [Code No. 330]

As On 31st March 2022

Code No.	Particulars	Current Year Amount (Rs.)	Previous Year Amount (Rs.)
	1	2	3
330-10	Loans from Central Government	-	-
330-20	Loans from State Government	-	-
330-30	Loans from Govt. bodies & Associations	-	-
330-40	Loans from International agencies	-	-
330-50	Loans from banks & other financial institutions	-	-
330-60	Other Term Loans	-	-
330-70	Bonds & Debentures	-	-
330-80	Other loans	-	-
	Total Secured Loans	-	-



Scanned with OKEN Scanner

Nagar Nigam Roorkee

Schedule B - 06 : Unsecured Loans [Code No. 331]

As On 31st March 2022

Code No.	Particulars	Current Year Amount (Rs.)	Previous Year Amount (Rs.)
	1	2	3
331-10	Loans from Central Government		
331-20	Loans from State Government		
331-30	Loans from Govt. bodies & Associations		
331-40	Loans from International agencies		
331-50	Loans from banks & other financial institutions		
331-60	Other Term Loans		
331-70	Bonds & Debentures		
331-80	Other loans		
	Total Secured Loans		

SACHIN AGARWAL & Co. CHARTERED ACCOUNTANTS ROORKEE

Scanned with OKEN Scanner

Nagar Nigam Roorkee

Schedule B - 07: Deposits Received [Code No. 340]

As On 31st March 2022

Code No.	Particulars	Current Year Amount (Rs.)	Previous Year Amount (Rs.)
	1	2	3
340-10	From Contractors	-	-
340-20	From Revenues		
340-30	Security Deposit	-	-
340-80	From Others (Library Security)	-	-
	Total deposits received	-	-



Scanned with OKEN Scanner

Nagar Nigam Roorkee

Schedule: Deposit Works [Code No. 341]

As On 31st March 2022

de No.	Particulars	Opening balance as the beginning of the Year (Rs.)	Additions During the current year amount (Rs)	Utilisation/ expenditure amount (Rs)	Balance outstanding at the end of the current
	1	2	3	4	5
341-10	Civil Works				
341-20	Electrical Works				
341-80	Others				
	Total of deposit works				



Scanned with OKEN Scanner

Nagar Nigam Roorkee

Schedule B - 09: Other Liabilities (Sundry Creditors) [Code No 350]

As On 31st March 2022

Code No.	Particulars	Current Year Amount (Rs.)	Previous Year Amount (Rs.)
	1	2	3
350-10	Creditors (As Per Annexure - F Expenses Payable)	-	-
350-11	Employee Liabilities (As Per Annexure - I Advance from Staff)	16,015,256.00	7,508,017.80
350-12	Interst Accrued and Due	-	-
350-20	Recoveries Payable	2,407,581.00	1,781,732.00
350-30	Contractors	-	-
350-40	Refunds Payable	-	-
350-41	Government Dues payable	-	-
	Securities payable	4,700,000.80	4,700,000.80
	Other Expense payable-		
	Diesel Expenses	1,664,137.00	
	Advance collection of Revenues	-	-
	Nagar panchayat	5,174,207.00	5,174,207.00
	Stale Cheque	-	-
	Total Other Liabilities (Sundry Creditors)	**29,961,181.80**	**19,163,957.60**

SACHIN AGARWAL & CO. ROORKEE M No 426 CHARTERED ACCOUNTANTS

Scanned with OKEN Scanner

Nagar Nigam Roorkee

Schedule:B (10) Provsions [Code No. 360]

As On 31st March 2022

Code No	Particulars	Current Year Amount (Rs.)	Previous Year Amount (Rs.)
	1	2	3
360-10	Provision for Expenses		
360-20	Provision for Interest		
360-30	Provision for Other Assets		
	Total Provisions		



Scanned with OKEN Scanner

Nagar Nigam Roorkee
Schedule B - 11: Fixed Assets1
(As per Annexure - "A" - Fixed Assets) (Code No. 410 & 411)
For the Year ended 31st March 2022

Code No.	Particulars	Gross Block				Accumulated Depreciation				Net Block at the end of the year	
		Opening Balance	Additions During the Period	Deductions During the Period	Cost at the end of the Year	Opening Balance	Additions During the Period	Deductions During the Period	Total at the end of the year	At the end of Current year	At the end of Previous year
	1	2	3	4	5	6	7	8	9	10	11
410-10	Land	64,163,911.75	-	-	64,163,911.75	-	-	-	-	64,163,911.75	64,163,911.75
410-20	Buildings	1,647,689.00	8,155,873.00	-	9,803,562.00	137,307.42	326,785.40	-	464,092.82	9,339,469.18	1,510,381.58
	Public Toilet	5,237,876.00	4,945,726.00		10,183,602.00	266,508.57	339,453.40	-	605,961.97	9,577,640.03	4,971,367.43
	Infrastructure Assets		-	-	-	-	-	-	-	-	-
410-22	Statues, Heritage assets & other works of art and antiquities	-	-	-	-	-	-	-	-	-	-
410-30	Roads & Bridge	106,688,340.00	96,058,689.00	-	202,747,029.00	19,973,042.13	28,963,861.29	-	48,936,903.41	153,810,125.59	86,715,297.87
410-31	Sewerage and Drainage	12,955,143.00	24,333,787.00	-	37,288,930.00	1,850,734.71	5,326,990.00	-	7,177,724.71	30,111,205.29	11,104,408.29
410-32	Water ways	19,358,801.00	-	-	19,358,801.00	3,871,760.20	1,935,880.10	-	5,807,640.30	13,551,160.70	15,487,040.80
410-33	Public Lighting (Poles)	-	-	-	-	-	-	-	-	-	-
410-21	Parks and Playgrounds	6,316,018.00	2,033,065.00	-	8,349,083.00	673,640.05	834,908.30	-	1,508,548.35	6,840,534.65	5,642,377.95
410-40	Plants & Machinery	5,762,125.79	-	-	5,762,125.79	1,440,531.45	576,212.58	-	2,016,744.03	3,745,381.76	4,321,594.34
410-50	Vehicles	34,705,229.04	-	-	34,705,229.04	5,292,806.61	3,470,522.90	-	8,763,329.52	25,941,899.52	29,412,422.43
	Sanitary and hardware	8,703,387.82	-	-	8,703,387.82	1,740,677.56	870,338.78	-	2,611,016.34	6,092,371.48	6,962,710.26
410-60	Office Equipments	4,057,908.20	-	-	4,057,908.20	799,403.44	405,790.82	-	1,205,194.26	2,852,713.94	3,258,504.76
	Computer and pheripherals	1,517,198.85	373,966.00	-	1,891,164.85	624,393.43	189,116.49	-	813,509.91	1,077,654.94	892,805.43
410-70	Furniture & fixtures	1,229,053.47	544,842.00	-	1,773,895.47	229,479.00	177,389.55	-	406,868.54	1,367,026.93	999,574.47
	Electric goods	273,742.23	-	-	273,742.23	54,748.44	13,687.11	-	68,435.55	205,306.68	218,993.79
	Fire Extingisher	14,186.98	-	-	14,186.98	4,256.10	2,128.05	-	6,384.15	7,802.83	9,930.88
	Mobile	5,617.36	-	-	5,617.36	1,685.20	842.60	-	2,527.81	3,089.55	3,932.16
	Street light and electrical equipments	40,270,599.01	19,563,417.00	-	59,834,016.01	8,044,282.60	5,983,401.60	-	14,027,684.20	45,806,331.81	32,226,316.41
	Total	312,906,827.50	156,009,365.00	-	468,916,192.50	45,005,256.91	49,417,308.97	-	94,422,565.88	374,493,626.62	267,901,570.59
	Capital Work-in-progress	-	-	-	-	-		-	-	-	-

SACHIN AGARWAL & Co. ROORKEE M.No. 428821 CHARTERED ACCOUNTANTS

Nagar Nigam Roorkee

Schedule B - 07: Invetments- General Funds [Code No. 421]

(As per Annexure B : Invetments)

As On 31st March 2022

e No.	Particulars	With whom Invested	Face Value (Rs.)	Current year	Previous year
				Carrying Cost (Rs.)	Carrying Cost (Rs.)
	1	2	3	4	5
1-10	Central Government Securities				-
21-20	State Government Securities				-
421-30	Debentures and Bonds				-
421-40	Preference Shares				-
421-50	Equity Shares				-
421-60	Units of Mutual Funds				
421-80	Other Investments	FDR'S with Bank	-	-	-
	Total of Invetments- General Funds			0.00	0.00

SACHIN AGARWAL & CO. ROORKEE M.No 4[illegible] CHARTERED ACCOUNTANTS

Scanned with OKEN Scanner

Nagar Nigam Roorkee

Schedule : Investments- Other Funds

As on 31st March 2022

No	Particulars	With whom Invested	Face Value (Rs.)	Current year	Previous Year
				Carrying Cost (Rs.)	Carrying Cost (Rs.)
	1	2	3	4	5
0-10	Central Government Securities				
0-20	State Government Securities				
0-30	Debentures and Bonds				
0-40	Preference Shares				
0-50	Equity Shares				
0-60	Units of Mutual Funds				
0-80	Other Investments				
	Total of Investments- General Funds				



Nagar Nigam Roorkee

Schedule: Stock in Hand (Inventories) [Code No 430]

As on 31st March 2022

Code No.	Particulars	Current Year Amount (Rs.)	Previous Year Amount (Rs.)
	1	2	3
430-10	General Stores	823,141	406,561
430-20	Street Lights	952,526	-
430-30	Others	-	-
	Total Stock in hand	**1,775,667**	**406,561**



Scanned with OKEN Scanner

Nagar Nigam Roorkee

Schedule B - 15: Sundry Debtors (Receivebles) [Code No. 431]

As on 31st March 2022

N0.	Particulars	Gross Amount (Rs.)	Provision for Outstanding Revenues (Rs.)	Net Amount (Rs.)	Previous year Net Amount (Rs.)
	1	2.00	3	4	5
1-10	Receivable for Property Taxes	Draft Annexure - "C" - Property Tax Receivable			
	Less than 3 years*	48,338,918.60	-	48,338,918.60	48,338,918.60
	3 years to 5 years*				
	5 years to 10 years*				
	10 years to 15 years*				
	More than 15 years*				
	Sub Total	**48,338,918.60**	-	**48,338,918.60**	**48,338,918.60**
	Net Receivables of Property Taxes				
431-19	Receivables of Rent	88,255,166.40	-	88,255,166.40	88,255,166.40
431-99	Less than 3 years*	-		-	-
	3 years to 5 years*				
	5 years to 10 years*				
	10 years to 15 years*				
	More than 15 years*				
	Sub Total	**88,255,166.40**	-	**88,255,166.40**	**88,255,166.40**
	Sub Total				
	Receivables from Other Sources				
	Less than 3 years*	86,651,218.40	-	86,651,218.40	86,651,218.40
	3 years to 5 years*				
	5 years to 10 years*				
	10 years to 15 years*				
	More than 15 years*				
	Sub Total	**86,651,218.40**	-	**86,651,218.40**	**86,651,218.40**
	Total of Sudry Debtors (Receivables)	**223,245,303.40**	-	**223,245,303.40**	**223,245,303.40**

SACHIN AGARWAL & CO. ROORKEE M. No 426021 CHARTERED ACCOUNTANTS

Scanned with OKEN Scanner

Nagar Nigam Roorkee

Schedule: Prepaid Expenses [Code no. 440]

As on 31st March 2022

Code no.	Particulars	Current Year Amount (Rs)	Previous Year Amount (Rs)
	1	2	3
440-10	Establishment	-	-
440-20	Administrative	-	-
440-30	Operations & Maintenance	-	-
	Total Prepaid Expenses	-	-



Scanned with OKEN Scanner

Nagar Nigam Roorkee
Schedule B - 09: Cash and bank Balances [Code No. 450]
(As Per Annexure - D of Bank & Cash Balances)
As on 31st March 2022

Code No.	Particulars	Current Year Amount	Previous year Amount
	1	2	
450-10	**Cash**	-	277,188
	Balance with Bank Municipal Funds		
450-21	Nationalised Banks	104,249,098	113,427,987
450-22	Other Scheduled banks		
450-23	Scheduled Co-operative Banks		
450-24	Post Office		
	Treasury Bank	276,615,679	348,512,572
	Sub Total	**380,864,777**	**462,217,747**
	Balance with Bank-Special Funds		
450-41	Nationalised Banks		
450-42	Other Scheduled banks	-	-
450-43	Scheduled Co-operative Banks	-	-
450-44	Post Office	-	-
	Treasury Bank		
	Sub Total	-	-
	Balance with Bank-Grant funds	859,003	27,802,119
450-61	Nationalised Banks		
450-62	Other Scheduled banks		
450-63	Scheduled Co-operative Banks		
450-64	Post Office		
	Treasury Bank		
	Sub Total	**859,003**	**27,802,119**
	Total Cash and bank Balances	**381,723,780**	**490,019,866**



Scanned with OKEN Scanner

Nagar Nigam Roorkee

Schedule B - 18: Loans, advances and deposits [code 460]

As on 31st March 2022

Code no	Particulars	Balance outstanding at the end of the year (Rs)	Balance Outstanding At the end of the Previous year (Rs.)
	1	2	3
460-10	Loans and advances to employess		
460-20	Employee Provident Fund Loans		
460-30	Loans to others	-	-
460-40	Advances to Supplier and Contractors	-	-
460-50	Advance to Others	-	-
460-60	Deposits with External Agencies	4,950,000	4,950,000
460-80	Other Current Assets	7,999.00	7,999.00
	Sub Total	4,957,999.00	4,957,999.00
461	Less : accumalated provision against Loans , Advances & deposits	-	-
	Total Loans advances and deposits	**4,957,999.00**	**4,957,999.00**



Scanned with OKEN Scanner

Nagar Nigam Roorkee

Schedule B - 18 (a): Acumulated Provisions against loans, Advances, and Deposits [Code 461]

As on 31st March 2022

Code no	Particulars	Current Year Amount (Rs.)	Previous Year Amount (Rs.)
	1	2	3
461-10	Loans to others	-	-
461-20	Advances	-	-
461-30	Deposits	-	-
	Total Accumulated Provisions	-	-



Scanned with OKEN Scanner

Nagar Nigam Roorkee

Schedule: Other Assets [Code 470]

As on 31st March 2022

Code no.	Particulars	Current Year Amount (Rs)	Previous Year Amount (Rs.)
	1	2	3
470-10	Deposits Works	-	-
470-20	Other asset control accounts	-	-
	Total Other Assets	-	-



Scanned with OKEN Scanner

Nagar Nigam Roorkee

Schedule: Miscellaneous Expenditure (to the extent not written off) [Code 480]

As on 31st March 2022

ode No	Particulars	Current Year Amount (Rs)	Previous Year Amount (Rs.)
	1	2	3
480-10	Loan Issue Expenses Deferred	-	-
480-20	Discount on issue of loans	-	-
480-30	Deferred Revenue Expenses	-	-
480-90	Others	-	-
	Total Miscellaneous Expenditure	-	-



Scanned with OKEN Scanner

Nagar Nigam Roorkee

Annexure - D of Bank & Cash Balances to Annexure B - 09

As on 31st March 2022

S. No.	Particulars	Current Year Amount	Previous Year Amount
A	**Bank balance**		
1	Allahabad A/C 1153	82,369.00	81,778.00
2	Axis Bank A/c-33784	6,365,031.57	7,164,886.03
3	Axis Bank A/c 918010053756087	8,640,585.00	9,038,309.00
4	Bank of Baroda 09120100011097	212,112.52	210,255.52
5	Bank of Baroda A/C 09120100012695	299,134.00	295,427.00
6	Bank of Baroda A/c09120100020119	24,834.95	24,530.95
7	Bank of Baroda A/c No 09120100022753	47,945.00	47,358.00
8	BOB A/c-7646	53,863.00	53,863.00
9	Central Bank of India 30364408870	286,620.00	284,531.00
10	HDFC Board Funf A/c-3378	12,028,854.00	9,162,127.10
11	Hdfc Road Cutting A/c -50971	13,102,922.00	11,727,162.00
12	IDBI BANK A/C 206104000014483	164,163.00	159,341.62
13	IDBI BANK A/C 206104000034681	30,522.00	31,458.00
14	IDBI CIVIL LINES A/C 172202	6,702,664.00	5,873,818.00
15	IDBI NAGAR AAYUKT A/C 165853	969,089.00	940,631.00
16	PNB Revalving Fund A/c-158233	721,356.00	700,680.00
17	PUNB A\C NO 0924000109233799	184,648.86	179,419.66
18	SBI A/c-6445	32,085,859.84	39,592,446.49
20	BOI AC NO 721110110001190	504,775.00	490,398.00
21	Allahabad A/C 5454	17,641.00	17,514.00
22	Union Bank A/c-2512	18,835,591.69	8,761,237.33
23	Zila Sahkari Bank Ltd No :- 000134004100002	2,353,924.72	18,568,487.00
24	BOB A/C-11066	24,563.90	-
25	Nainital Bank Swanidhi Yojna	510,028.00	-
	TOTAL (i)	**104,249,098.05**	**113,427,986.70**
26	SFC PLA Code-804201	182,078,708.00	238,298,603.00
27	BOB 15th FC	94,536,971.40	-
28	TFC PLA Code-804202	-	110,213,969.00
	TOTAL (ii)	**276,615,679.40**	**348,512,572.00**
	TOTAL (i+ii)	**380,864,777.45**	**461,940,558.70**
29	Axis Bank A/c-816784 PMAY	14,738.00	2,192,847.00
30	Axis Bank A/c-662652 AMRUT	44,303.00	7,406,587.00
31	Axis Bank A/c-7816881 SBM	130,739.00	14,648,542.00
32	Hdfc Bank Covid 19 A/c 402931	45,501.00	48,100.00
33	HDFC A/c-502351 NULM	623,722.00	3,506,043.00
	TOTAL (iii)	**859,003.00**	**27,802,119.00**
	TOTAL (i+ii+iii)	**381,723,780.45**	**489,742,677.70**
B	**Cash Balance**		
34	Cash in hand		277,188.00
	TOTAL (B)	-	**277,188.00**
	Cash and bank balance (A) + (B)	**381,723,780.45**	**490,019,865.70**

SACHIN AGARWAL & CO. ROORKEE M No

Scanned with OKEN Scanner

Balance as per cash book	**364,269,119.64**	**465,515,394.60**

Year ended	**2022**	**2021**
	Cancelled cheque (+)	**Cancelled cheque (+)**
Axis Bank A/c-33784		
Hdfc Road Cutting A/c -50971		
SBI A/c-6445		
Zila Sahkari Bank Ltd No :- 000134004100002		
SFC		
BOI A/C-11066		
Interest not taken in cash book (+)	-	14,059.30
Total (A)	**364,269,119.64**	**465,501,335.30**

Cash taken in cash book but not deposited in bank (-) & CHQ not taken in cash book for payment (-)		
Union Bank A/c-2512	-	
Zila Sahkari Bank Ltd No :- 000134004100002	581,366.16	
Axis Bank A/c-33784	-	
BOB 15th FC	687,449.00	
HDFC A/c-502351 NULM	4,716.00	
SBI A/c-6445	16,181,129.65	24,518,530.40
Total (B)	**17,454,660.81**	**24,518,530.40**
Total (A) - (B)	**381,723,780.45**	**490,019,865.70**
Difference	-	-



Scanned with OKEN Scanner

Nagar Nigam Roorkee
Schedule - I- 1 Tax Revenue [Code No.110]
As on 31st March 2022

No.	Particulars	Property Tax			Current Amount	Previous year amount 2020-21
		Residential Building	Commercial Building	State Govt. Building		
0-01	Property Tax-	37,294,207.00			37,294,207.00	39,412,903.00
	[For Residential as well as commercial Properties]	-			-	
10-02	Water Tax	-				
10-03	Sewerage Tax					
10-04	Conservancy tax					
110-07	Vehicle tax					
110-08	Tax on Animals					
110-11	Advertisement tax					
110-12	Pilgrimage tax					
110-80	Other taxes [Show Tax]	-				
	Security for tankers	-				
	Sub- total	**37,294,207.00**			37,294,207.00	**39,412,903.00**
110-90	less- Tax Remissions and Refund [Schedule I-1 (a)]	-				-
	Sub- Total					
	Total Tax Revenue	**37,294,207.00**	-	-	**37,294,207.00**	**39,412,903.00**



Scanned with OKEN Scanner

Nagar Nigam Roorkee

As on 31st March 2022

Schedule I-1 (a): Remission and Refund of taxes

Code No.	Particulars	Current Year amount (Rs.)	Previous Year amount (Rs.)
	1	2	3
	Property taxes	-	-
	Advertisement tax	-	-
	Others	-	-
	Total Refund and remission of tax revenues	-	-



Scanned with OKEN Scanner

Nagar Nigam Roorkee
Schedule I - 2: Assigned Revenues & Compensation [Code No.120]
As on 31st March 2022

Code No.	Particulars	Current Year amount (Rs.)	Previous Year amount (Rs.)
	1	2	3
120-10	Taxes and Duties collected by others	-	-
120-20	Compensation in lieu of Taxes / duties	-	-
120-30	Compensation in lieu of Concessions	-	-
	Total assigned revenues & compensation	-	-



Scanned with OKEN Scanner

Nagar Nigam Roorkee

Schedule I - 3: Rental income from Municipal Properties [Code No.130]

As on 31st March 2022

Code No.	Particulars	Current Year amount (Rs.)	Previous Year amount (Rs.) 2020-21
	1	2	3
130-10	Rent from Civic Amenities	-	-
130-20	Rent from Office Building		-
130-30	Rent From Guest House	-	-
130-40	Rent From lease of Lands	1,013,410.00	4,085,655.00
130-50	Other Rents (Stallage)	2,364,520.00	899,226.00
	Road cutting Income	887,590.00	8,497,965.00
	Rent income from shop	1,829,206.00	1,020,818.00
	Sub-Total	**6,094,726.00**	**14,503,664.00**
130-90	Less: Rent Remission and Refunds	-	-
	Sub-Total		
	Total Rental Income from Municipal Properties	**6,094,726.00**	**14,503,664.00**

SACHIN AGARWAL & CO. ROORKEE M. No. [illegible] CHARTERED ACCOUNTANTS

Scanned with OKEN Scanner

Nagar Nigam Roorkee

Schedule I - 4: Fees & User Charges [Code No. 140]

Schedule I-4(a): Fees & User Charges - Function wise

As on 31st March 2022

Code No.	Particulars	Current Year amount (Rs.)	Previous Year amount (Rs.)
	1	2	
	Municipal Body	-	-
	Administration	-	-
	Finance, Accounts, Audit	-	-
	Election	-	-
	Record Room	-	-
	Estate	-	-
	Stores & Purchase	-	-
	Workshop	-	-
	Census		
	.....	-	-
	Total income from fees & user charges - Function wise	-	-



Scanned with OKEN Scanner

Nagar Panchayat - Sirsi
Schedule I-4(b): Fees & User Charges - Income head-wise
As on 31st March 2022

Code No	Particulars	Current Year amount (Rs.)	Previous Year amount (Rs.)
	1	2	
140-10	Empanelment & Registration Charges		
140-11	Licensing Fees	858,300.00	946,475.00
140-12	Fees for Grant of permit		
140-13	Fees for Certifiacate or Extract	-	-
140-14	Development charges		
140-15	Regularisation Fees		
140-20	Penalties and Fines	1,102,112.00	1,299,789.00
140-40	Other Fees (Premium on shop)	-	-
140-50	User charges (workshop)	-	-
140-60	Entry Fees	-	-
140-70	Service & Admin Charges	-	-
140-80	Other charges (Service)	194,000.00	22,000.00
	Registration Fees		
	2% Stamp Duty	-	-
	Tender charges	1,545,754.00	6,031,940.00
	Sub-Total	**3,700,166.00**	**8,300,204.00**
140-90	Less: Rent Remission and Refunds	-	-
	Sub-Total		
	Total income from Fees & User charges - Income head-wise	**3,700,166.00**	**8,300,204.00**



Scanned with OKEN Scanner

Nagar Nigam Roorkee

Schedule I-5(a): Sale & Hire Charges - Function wise

Schedule I - 5: Sale & Hire Charges

For the Year ended 31st March 2022

Code No	Particulars	Current Year amount (Rs.)	Previous Year amount (Rs.)
	1	2	3
	Municipal Body	-	-
	Administration	-	-
	Finance, Accounts, Audit	-	-
	Election	-	-
	Record Room	-	-
	Estate	-	-
	Stores & Purchase	-	-
	Workshop	-	-
	Census		
	.....	-	-
	Total income from Sale & Hire charges - Function wise	-	-

Nagar Panchayat - Sirsi

Schedule I-5(b): Sale & Hire Charges - Income head-wise

For the Year ended 31st March 2022

Code No	Particulars	Current Year amount (Rs.)	Previous Year amount (Rs.)
	1	2	3
150-10	Sale of Products		-
150-11	Sale of forms & Publications	-	-
150-12	Sale of store & scrap		-
150-30	Sale of others	-	-
150-40	Hire charges for Vehicles		-
150-41	Hire charges for Equipment		-
Total income from Sale & Hire charges- income head-wise		-	-

SACHIN AGARWAL ROORKEE

Scanned with OKEN Scanner

Nagar Nigam Roorkee

Schedule I - 6: Revenue Grants, Contributions & Subsidies [code 160]

For the Year ended 31st March 2022

S.No.	Particulars	Current Year amount (Rs.)	Current Year amount (Rs.)	Previous Year amount (Rs.)
	1		2	
160-10	**Revenue Grants**			
	State Finance Commission		290,078,327.00	215,235,686.00
	SFC-Conventional/Regular Grant	264,818,000.00		
	Covid Grant-For Paryavaran Mitra @2000/PM	6,130,000.00		
	Covid Grant-State Disaster Response Fund (SDRF)	2,000,000.00		
	Grant for Safawai karmachaaree(Cleaners)	180,000.00		
	Grant-PM Swanidhi Yojana	15,940,000.00		
	Grant-Panchayat	1,010,327.00		
	15th Finance Commission		54,968,000.00	187,536,951.00
	Swatch Bharat Mission		-	2,265,266.00
	Atal Mission Yojna		1,500,000.00	1,179,518.00
	NULM		-	3,594,130.00
	AMRUT		-	3,907,165.00
	COVID-19		-	1,822,410.00
	Other-Alaav		22,001.00	-
160-20	**Re-imbursement of expenses**			
160-30	**Contribution towards schemes**			
	Toatl Revenue Grants, Contributions & subsidies		**346,568,328.00**	**415,541,126.00**

SACHIN AGARWAL ROORKEE

Scanned with OKEN Scanner

Nagar Nigam Roorkee

Schedule I - 7 Interest on Investments [Code No 170]

For the Year ended 31st March 2022

Code No.	Particulars	Current Year Amount	Previous Year Amount
170-10	Interest on Investment-		
170-20	Dividend	-	
170-30	Income from Projects taken up on commercial basis	-	
170-40	Profit in sale of Investment	-	
170-80	Others	-	
	Total Income from Investments	-	-



Scanned with OKEN Scanner

Nagar Nigam Roorkee

Schedule I - 8: Interest Earned [Code No. 171]

For the Year ended 31st March 2022

Code No	Particulars	Current Year Amount (Rs.)	Previous Year Amount (Rs.)
171-10	Interest on Bank Accounts	3,468,843.00	1,029,262.00
171-20	Interest on loans and advances to Employees		
171-30	Interest on loans to others		
171-80	Other Interest (Property tax)		
	Total Income from Investments	**3,468,843.00**	**1,029,262.00**



Scanned with OKEN Scanner

Nagar Nigam Roorkee

Schedule - I - 09 of Other Receipts [Code No. 180]

For the Year ended 31st March 2022

Sub No.	Particulars	Current Year Amount		Previous Year Amount
180-10	Deposits Forfeited	-	-	-
180-11	Lapsed Deposits	-	-	-
180-20	Insurance Claim Recovery	-	-	-
180-30	Profit on Disposal of Fixed assets	-	-	-
180-40	Recovery from Employees	-	-	-
180-50	Unclaimed Refund/Liabilities	-	-	-
180-60	Excess Provisions written back	-	-	-
180-80	Miscellaneous Income :	7,926,331.30	-	5,333,916.00
	Birth/Death Certificate Income	36,453.00	-	20,692.00
	Income From Advertisement	7,867,941.00	-	6,194,941.00
	Other Premium Income	500,000.00		700,000.00
	Other Income(Jamaanat Income)	3,234,439.00	19,565,164.30	10,100,073.00
	Total other income		19,565,164.30	22,349,622.00



Scanned with OKEN Scanner

Nagar Nigam Roorkee

For the Year ended 31st March 2022

Schedule I - 10: Establishment Expenses [Code No 210]

Schedule I-10(a): Establishment Expenses -Function wise

Code No.	Particulars		Current Year amount (Rs.)	
	1		2	
	Municipal Body		-	
	Administration		-	
	Finance, Accounts, Audit		-	
	Election			
	Record Room			
	Estate		-	
	Stores & Purchase		-	
	Workshop		-	
	Census.....		-	
	Total establishment expenses- function wise		-	



Scanned with OKEN Scanner

Nagar Nigam Roorkee

Schedule I - 10: Establishment Expenses [Code No 210]

Schedule I-10(b): Establishment Expenses -Expenditure head wise

For the Year ended 31st March 2022

Code No.	Particulars	Current Year amount (Rs.)	Current Year amount (Rs.)	Previous Year amount (Rs.)
	1		2	
210-10	**Salaries, Wages and Bonus**		187,543,946.40	191,469,001.00
	Gross Amount Paid During the Year	178,601,326.00		
	Less: Opening Payable	6,634,983.60		
		171,966,342.40		
	Add: Payable-March	15,577,604.00		
210-20	**Benefits and Allowances**			
	1.Rent Allowance		-	-
	2.Bucket Allowance		-	-
	3.Clearing Allowance		-	-
	4.Family Planning Allowance		-	-
	5.'Hill Area Allaowance		-	-
	6.Travelling Allowance		-	-
	7.Medical Claim Employees Exp.		-	-
	8.Training allownece		-	-
	9.WagesArrear		-	-
	10.Washing Allowance		-	-
	11.ACP Arrear		-	-
	12.Salary Arrear		-	-
	13.Sweeping out sourcing		-	-
	14. Bonus		-	-
	15. DA		-	-
	16.HRA			
			-	-
210-30	**Pension** [Including Pension arrear and pension contribution by employer]		34,471,163.80	28,860,610.00
	Gross Amount Paid During the Year	34,280,697.00		
	Less: Opening Payable	2,654,766.20		
		31,625,930.80		
	Add: Payable-March	2,845,233.00		
			-	1,015,724.60
210-40	**Other Terminal & Retirement Benefits**			
	Total establishment expenses -expense head wise		**222,015,110.20**	**221,345,335.60**

SACHIN AGARWAL & CO. CHARTERED ACCOUNTANTS ROORKEE M No 426821

Scanned with OKEN Scanner

Nagar Nigam Roorkee
For the Year ended 31st March 2022
Schedule I - 11: Administrative Expenses [Code No 220]
Schedule I-11(a): Administrative Expenses -Function wise

Code No.	Particulars	Current Year amount (Rs.)		Previous Year amount (Rs.)
	1	2		3
	Municipal Body	-		-
	Administration	-		-
	Finance, Accounts, Audit	-		-
	Election			
	Record Room			
	Estate	-		-
	Stores & Purchase	-		-
	Workshop	-		-
	Census.....	-	-	-
	Total Administrative expenses- function wise	-	-	-

Nagar Nigam Roorkee
Schedule I-11 (b) Administrative Expenses - Expenditure Head Wise [Code No. 220]
For the Year ended 31st March 2022

Code No.	Particulars	Current Year amount (Rs.)		Previous Year Am
220-10	Rent, Rates, and Taxes	-		28,410.00
220-11	Office Maintenance	49,179.00		40,707.00
220-12	Communication Expenses	-		-
220-20	Books & Periodicals	-		-
220-20	Painting expense	439,116.00		1,154,080.00
220-21	Printing & Stationary	70,000.00		30,706.00
220-30	Postage	11,316.00		100,467.00
220-40	Insurance Vehicle	-		-
220-50	Audit Fee	1,172,654.00		486,667.00
220-51	Legal Fees	-		-
220-52	Professional and Other Fees	2,622,697.00		3,502,043.00
220-60	Advertisement and Publicity			
220-61	Membership and Subscription	-		-
220-80	Other Advertisment Expenses	-		-
	Other Expense	157,861.00		240,713.00
	Computer Expense		4,522,823.00	5,583,793.00
	Total Administrative Expenses			

SACHIN AGARWAL & CO. ROORKEE M No 426821 CHARTERED ACCOUNTANTS

Scanned with OKEN Scanner

Nagar Nigam Roorkee

Schedule I - 12: Operations and Maintenance

Schedule I-12 (a):Operations and Maintenance- function wise

For the Year ended 31st March 2022

Code No.	Particulars		Current Year amount (Rs.)	
	1		2	
	Municipal body		-	
	Adminstration			
	Finance, Accounts, Audit			
	Election			
	Record Room			
	Estate		-	
	Stores & Purchase			
	Alaw		-	
	Census		-	
	Total Operations & Maintenance expenses- Function wise		-	



Scanned with OKEN Scanner

Nagar Nigam Roorkee

Schedule I - 12: Operations and Maintenance

Schedule I-12 (a): Operations and Maintenance- Expenditure head-wise

For the Year ended 31st March 2022

Code No.	Particulars		Current Year amount (Rs.)	Previous Year amount (Rs.)
	1		2	
230-10	**Power & Fuel**			
	Diesesl & petrol Expenses		20,741,628.00	14,642,321.00
	Gross Amount Paid During the Year	19,077,491.00		
	Add: Payable-March	1,664,137.00		
	Electricity Expenses		601,888.00	-
	Street Light		-	30,208.00
	SBM related expense		1,983,814.00	3,268,984.00
230-20	**Bulk Purchases**		-	-
230-30	**Consumptions of stores**		8,206,675.00	29,335,129.00
230-40	**Hire Charges**			-
230-51	**Repair & Maintenance- Infrastructure assets**		1,366,560.00	6,241,097.00
230-51	**Repair & Maintenance- Toilets**		365,442.00	978,903.00
230-52	**Repair & Maintenance- Road and Drains**		13,909,072.00	27,937,389.00
230-53	**Repair & Maintenance- Parks**		3,947,750.00	3,440,469.00
230-54	**Repair & Maintenance- Vehicles**		1,718,556.00	1,872,561.00
230-59	**Repair & Maintenance- Others**		-	-
	Safai Upkaran / Insecticides Exp.		-	-
230-80	**Other operating & maintenance expenses**			
	Total Operations & Maintenance expenses- expense head-wise		**52,841,385.00**	**87,747,061.00**

SACHIN AGARWAL & CO. ROORKEE M.No 426621 CHARTERED ACCOUNTANTS

Scanned with OKEN Scanner

Nagar Nigam Roorkee

Schedule - I - 13: Interest and Finance Charges [Code No. 240]

For the Year ended 31st March 2022

Code. No.	Particulars	Current Year Amount (Rs.)	Previous Year Amount (Rs.)
240-10	Interest on loan from central Government		
240-20	Interest on loan from state Government		
240-30	Interest on Loans from Government Bodies & associations		
240-40	Interest on Loans from International Agencies		
240-50	Interest on Loans from Banks & Other Financial Institutions		
240-60	Other Interest		
240-70	Bank Charges	-	3,601.76
240-80	Other finance Expenses:		
	Late Fees		
	Total Interest and Finance Charges	-	**3,601.76**



Scanned with OKEN Scanner

Nagar Nigam Roorkee
Schedule I -14: Programme Expenses [code No. 250]
For the Year ended 31st March 2022

Code No.	Particulars	Current Year amount (Rs.)	Previous Year amount (Rs.)
	1	2	
250-10	Election Expenses	-	
250-20	Own exp.	-	
	National Festival expenses	300,567.00	167,701.00
	Chardhan Yatra	-	
250-30	Share in Programmes of others	-	
	Total Programme Expenses	**300,567.00**	**167,701.00**

Nagar Nigam Roorkee
Schedule I -15: Revenue Grants, Contributions & Subsidies [Code No.260]
For the Year ended 31st March 2022

Code No.	Particulars	Current Year amount (Rs.)	Previous Year amount (Rs.)
	1	2	
260-10	**Grants**	-	
	1.State Govt (Elect Dues)	-	
	2.State Finance Commission		
	3.13th Finance Commission		
	4.Paryatan Expenses	-	
	5. Revenue Grant	-	
260-20	**Contributions**	-	
260-30	**Subsidies**	-	
	Total Revenue Grants, Contributions & subsidies	-	

Nagar Nigam Roorkee
Schedule I-16: Provisions & Write off [Code No.270]
For the Year ended 31st March 2022

Code No.	Particulars	Current Year amount (Rs.)	Previous Year amount (Rs.)
	1	2	
270-10	Provisions for Doubtful receivables	-	
270-20	Provisions for other assets	-	
270-30	Revenue written off	-	
270-40	Assets written off		
270-50	Miscellaneous Expense written off		
	Total Provisions & Write off	-	

SACHIN AGARWAL & CO. ROORKEE M. No 426821 CHARTERED ACCOUNTANTS

Scanned with OKEN Scanner

Nagar Nigam Roorkee
Schedule I-17: Miscellaneous Expenses [Code No.271]
For the Year ended 31st March 2022

Code No.	Particulars	Current Year amount (Rs.)	Previous Year amount (Rs.)
	1	2	
271-10	**Loss on disposal of Assets**	-	
271-20	**Loss on disposal of Investments**	-	
271-80	**Other Miscellaneous Expenses**	20,253,494.27	19,627,900.00
	Manner expense	-	
	Grant Paid to Other Panchayat from SFC	45,897,173.00	
	Cleaning Vehicle		
	Office Vehicle		
	Telephone expenses		
	Total Miscellaneous Expenses	66,150,667.27	19,627,900.00

Nagar Nigam Roorkee
Schedule I-18: Prior Period Items [code no. 280]
For the Year ended 31st March 2022

Code No.	Particulars	Current Year amount (Rs.)	Previous Year amount (Rs.)
	1	2	
	Income	-	
280-10	Taxes		
280-20	Other - Revenues		
280-30	Recovery of revenue written off		
280-40	Other income		
	Sub - Total Income (a)	-	
	Expenses		
280-50	Refund of Taxes		
280-60	Refund of Other - Revenues		
280-80	Other Expenses	-	
	Sub - Total Income (b)	-	
	Total Prior Period (Net) (a-b)	-	



Scanned with OKEN Scanner